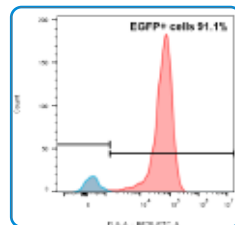

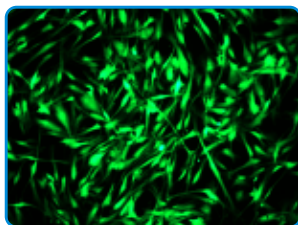




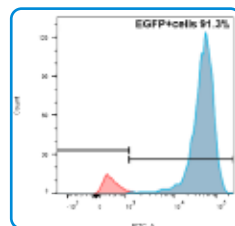

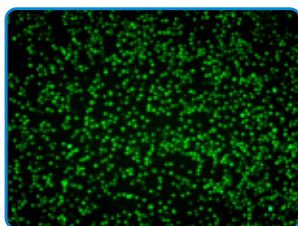
mRNA 核酸系列产品

诺海提供四十余种核酸产品，广泛应用于生物医药等领域，可高效表达目标基因。


产品编号	产品名称	产品编号	产品名称
NH-MRNA-0001	EGFP-mRNA	NH-MRNA-0022	hIL10-mRNA
NH-MRNA-0002	nGFP-mRNA	NH-MRNA-0023	mBMP4-mRNA
NH-MRNA-0003	mCherry-mRNA	NH-MRNA-0024	hHGF-mRNA
NH-MRNA-0004	Cre-mRNA	NH-MRNA-0025	mIL4-mRNA
NH-MRNA-0005	Luciferase-mRNA	NH-MRNA-0026	hNGF-mRNA
NH-MRNA-0006	VEGFA165-mRNA	NH-MRNA-0027	mIFN- α -mRNA
NH-MRNA-0007	hIGF1-mRNA	NH-MRNA-0028	hETV2-mRNA
NH-MRNA-0008	hBMP2-mRNA	NH-MRNA-0029	hEGF-mRNA
NH-MRNA-0009	mIGF1-mRNA	NH-MRNA-0030	hGDNF-mRNA
NH-MRNA-0010	mIGF2-mRNA	NH-MRNA-0031	hBDNF-mRNA
NH-MRNA-0011	hP53-mRNA	NH-MRNA-0032	mIL2-mRNA
NH-MRNA-0012	hBCL2-mRNA	NH-MRNA-0033	hPTEN-mRNA
NH-MRNA-0013	mNetrin1-mRNA	NH-MRNA-0034	hTPA-mRNA
NH-MRNA-0014	mNGF-mRNA	NH-MRNA-0035	hNELL1-mRNA
NH-MRNA-0015	hTrail-mRNA	NH-MRNA-0036	mPPAR γ 2-mRNA
NH-MRNA-0016	hAMELX-mRNA	NH-MRNA-0037	mRelaxin-1-mRNA
NH-MRNA-0017	hTGF β 3-mRNA	NH-MRNA-0038	mAtf3-mRNA
NH-MRNA-0018	hFGF2(hbFGF)-mRNA	NH-MRNA-0039	mHmgn3-mRNA
NH-MRNA-0019	hPDGFB-mRNA	NH-MRNA-0040	hIL4-mRNA
NH-MRNA-0020	mIL17A-mRNA	NH-MRNA-0041	mGMCSF-mRNA
NH-MRNA-0021	mTGF β 1-mRNA	NH-MRNA-0042	hPAX6-mRNA



EGFP mRNA 转染间充质干细胞 24小时

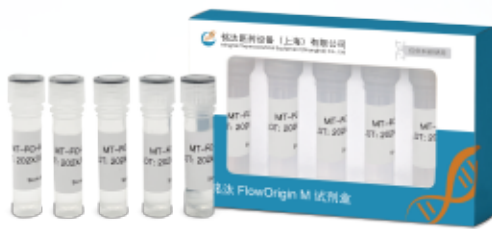


EGFP mRNA 转染原代单核细胞 24小时

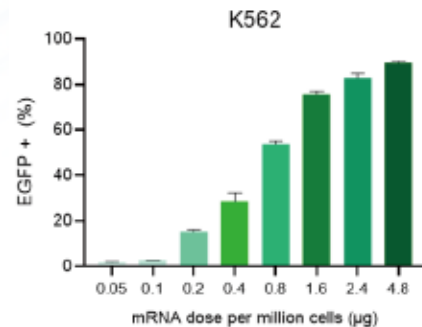


FlowOrigin M 脂质纳米粒试剂盒

为解决合成核酸脂质纳米粒 (LNP) 时遇到的问题 (如浓度、配比、配制环境、体积等), 预制了所需的所有原料 (核酸除外), 使得客户能够在设计好所需的核酸后, 即可进行载体包裹, 并进行体内或体外实验, 加速实验进程、提升项目评估的准确性。

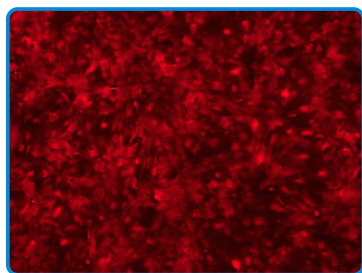


FlowOrigin M 脂质纳米粒试剂盒

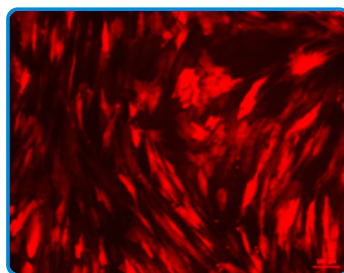


试剂盒转染效果

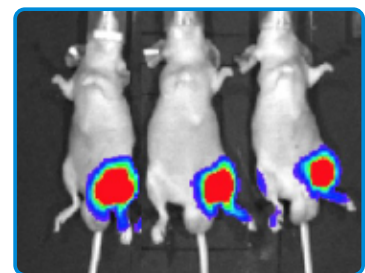
名称	产品编号	规格	备注
FlowOrigin M1	MT-FO-M1	3.5 mL/套	核酸脂质纳米粒 (LNP) 原料混合物, 可作为有机相直接包裹核酸形成LNP, 稳定性好。
FlowOrigin S1	MT-FO-S1	3.5 mL/套	核酸脂质纳米粒 (LNP) 原料混合物, 可作为有机相直接包裹核酸形成LNP, 适用于293t细胞系。
FlowOrigin MC3	MT-FO-MC3	1 mL 起订	上市药物Onpattro公开配方比例阳离子脂质MC3, 浓度12.5 m
FlowOrigin 0315	MT-FO-0315		辉瑞mRNA-LNP配方比例阳离子脂质ALC-0315, 浓度12.5 mM
FlowOrigin 102	MT-FO-102		Moderna mRNA-LNP配方比例阳离子脂质SM-102, 浓度12.5 mM
FlowOrigin Lipo 1	MT-FO-LP1	3.5 mL/套	脂质体原料混合物, 可作为有机相直接包裹药物或空载形成Liposome。
FlowOrigin Test	MT-FO-Test	3.5 mL/套	针对Microflow系列设备设计的测试试剂盒, 可用于测试设备性能是否正常。




Cre mRNA 转染
LoxP-tdtomato小鼠皮肤细胞



mCherry-mRNA转染
骨髓间充质干细胞



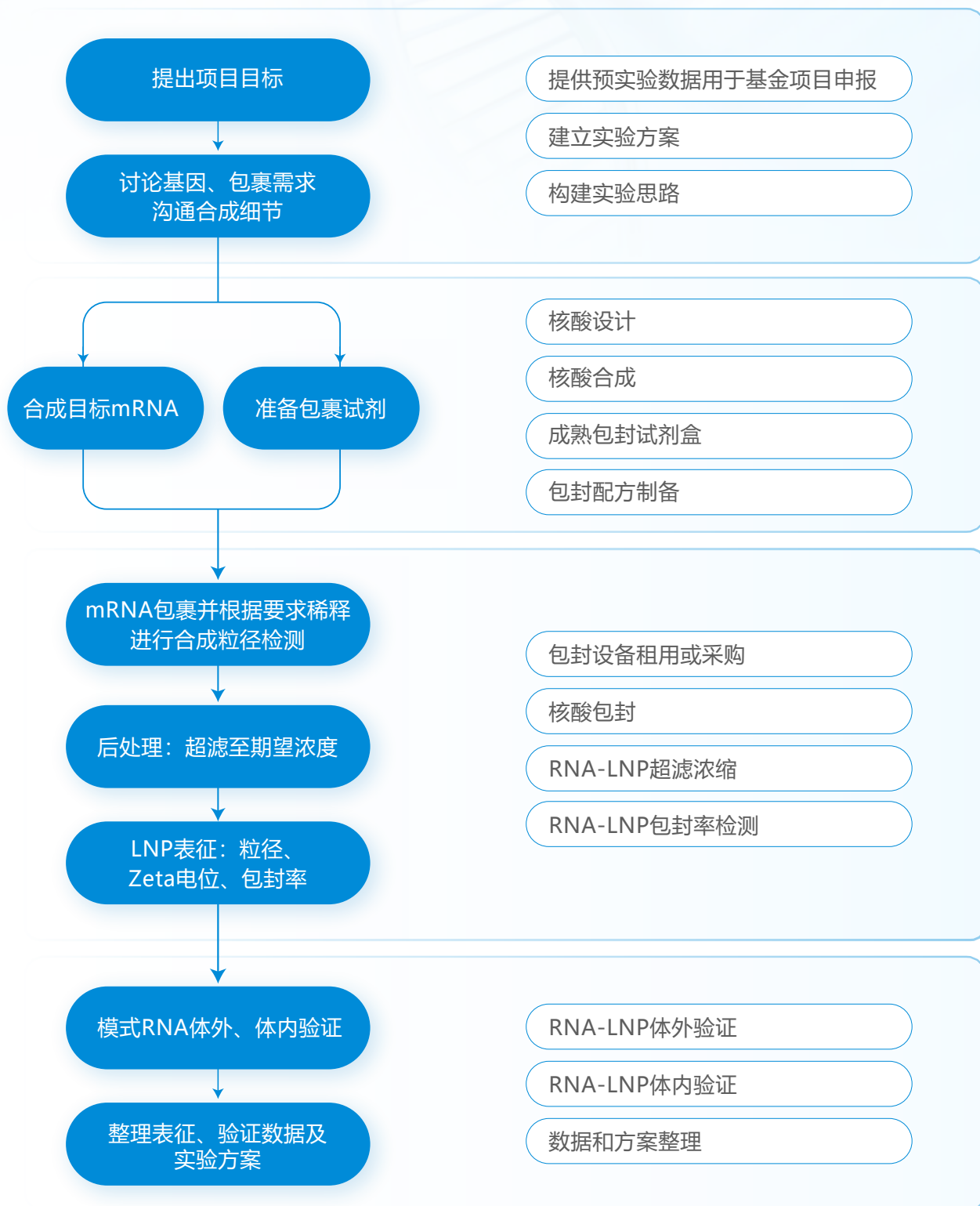
Luc mRNA体内活体成像



核酸定制、核酸包封及方案技术支持服务

定制及包封流程

对应可选服务





应用文献

1. Human adipose-derived multipotent stromal cells enriched with IL-10 modRNA improve diabetic wound healing: Trigger the macrophage phenotype shift. *Bioeng Transl Med.* 2024; e10711.
2. Optimized RNA interference therapeutics combined with interleukin-2 mRNA for treating hepatitis B virus infection. *Signal Transduct Target Ther.* 2024 Jun 21;9(1):150.
3. ROS-Responsive Injectable Hydrogel Loaded with SLC7A11-modRNA Inhibits Ferroptosis and Mitigates Intervertebral Disc Degeneration in Rats. *Adv Healthc Mater.* 2024 May 1:e2401103.
4. Sustained delivery of chemically modified mRNA encoding amelogenin from self-assembling hydrogels for periodontal regeneration. *Composites Part B: Engineering.* Available online 21 December 2023, 111162.
5. Adipose-derived stem cells enriched with therapeutic mRNA TGF- β 3 and IL-10 synergistically promote scar-less wound healing in preclinical models. *Bioeng Transl Med.* 2023 Nov 10;9(2):e10620.
6. Vascular endothelial growth factor a modified mRNA engineered cellular electrospun membrane complexes promotes mouse skin wound repair. *Materials Today Bio.* 2023 Aug 23;22:100776.
7. Enhanced adipose-derived stem cells with IGF-1-modified mRNA promote wound healing following corneal injury. *Mol Ther.* 2023 Aug 2;31(8):2454-2471.
8. Safe and Effective Delivery of mRNA Using Modified PEI-Based Lipopolymers. *Pharmaceutics.* 2023 Jan 26;15(2):410.
9. Engineered exosomes enriched in netrin-1 modRNA promote axonal growth in spinal cord injury by attenuating inflammation and pyroptosis. *Biomater Res.* 2023 Jan 17;27(1):3.
10. Transient secretion of VEGF protein from transplanted hiPSC-CMs enhances engraftment and improves rat heart function post MI, *Molecular Therapy.* 2023 Jan 4;31(1):211-229.
11. Combination of chemically modified SDF-1 α mRNA and small skin improves wound healing in diabetic rats with full thickness skin defects. *Cell Prolif.* 2022 Dec;55(12):e13318.
12. Engineered adipose-derived stem cells with IGF-1-modified mRNA ameliorates osteoarthritis development. *Stem Cell Res Ther* 2022 Jan 15;13(1):19.
13. Chemically Modified SDF-1 α mRNA Promotes Random Flap Survival by Activating the SDF-1 α /CXCR4 Axis in Rats. *Front. Cell Dev. Biol.* 2021 Feb 4; 9:623959.
14. BMP-2 and VEGF-A modRNAs in collagen scaffold synergistically drive bone repair through osteogenic and angiogenic pathways. *Commun Biol.* 2021 Jan 19;4(1):82
15. Human adipose-derived stem cells enriched with VEGF-modified mRNA promote angiogenesis and long-term graft survival in a fat graft transplantation model. *Stem Cell Res Ther.* 2020 Nov 19;11(1):490.
16. Cell-mediated delivery of VEGF modified mRNA enhances blood vessel regeneration and ameliorates murine critical limb ischemia. *J Control Release.* 2019 Sep 28;310:103-114.
17. Lipid nanoparticle-assisted miR29a delivery based on core-shell nanofibers improves tendon healing by cross-regulation of the immune response and matrix remodeling. *Biomaterials.* Volume 291, 2022, 121888.



诺海生物科学仪器(上海)有限公司
Nuohai Life Science (Shanghai) Co.,Ltd

地址: 上海市松江区九亭镇云凯路66号科技绿洲二期10号楼2层

电话: +86-21-37827858

邮箱: info@nuohailifescience.com

网址: www.nuohailifescience.com